



# Woodbridge Tennis Club



## Ipswich & District: Tennis Club Guide 2020/2021

Team tennis at Woodbridge provides an opportunity to play regular competitive matchplay doubles across Suffolk in the 'Ipswich and District League' (see map below).

Over 20 clubs take part in the I&DL and the purpose of this guide is to provide key information on each tennis club; including directions, parking arrangements and changing/toilet facilities.

### Summer League (May-July)

- There are generally 5 teams in each division.
- Teams consist of 6 players (3x pairs).
- Matches are played on weekday evenings.
- Play 'long' sets: First to win 8 games by 2 clear games or a tie-break at 8-8.
- Each pair plays 1 set of doubles against each opponent pair (3x sets in total).
- 9 sets are played in total so at the end of the match there is always a winner!
- Completed scorecards must be emailed to [ldltennisresults@yahoo.co.uk](mailto:ldltennisresults@yahoo.co.uk) ASAP.



### Floodlit League (October-March)

- There are generally 6 teams in each division.
- Teams consist of 4 players (2x pairs).
- Matches are played on weekday evenings.
- Play 'normal' sets: First to win 6 games by 2 clear games or a tie-break at 6-6.
- Each pair plays 2 sets of doubles against each opponent pair (4x sets in total).
- 8 sets are played in total so at the end of the match a draw is a possible outcome!
- Completed scorecards must be emailed to [martyward512@gmail.com](mailto:martyward512@gmail.com) ASAP.



### Winter League (October-March)

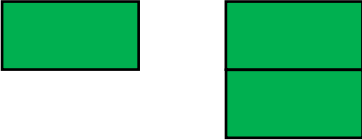

- There are generally 7 teams in each division.
- Teams consist of 2 players (1x pair).
- Matches are played on 2 out of 3 weekends to a set schedule:  
Men's: Sundays at 10:30am; Ladies: home team arranges directly with the opposition.
- Play 'normal' sets: First to win 6 games by 2 clear games or a tie-break at 6-6.
- Each pair plays 3 sets of doubles against the opponent pair (3x sets in total).
- 3 sets are played in total so at the end of the match there is always a winner!
- Completed scorecards must be emailed to [ldltennisresults@yahoo.co.uk](mailto:ldltennisresults@yahoo.co.uk) ASAP.






An interactive version of this map, captain contacts and updated league tables can be accessed on the Woodbridge Tennis Club website at <http://www.woodbridgetennis.org/teamtennis/>

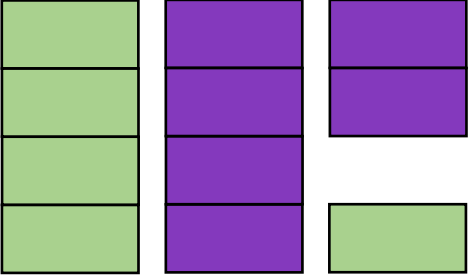
If you would like to find out more about playing Team Tennis for Woodbridge, contact Jon Mansfield on 07796 366032.

*Simon Evans (Club Captain) September 2020.*

<b>Adastral Park Tennis Club</b>	
<b>Address</b> BT Adastral Park Campus Barrack Square Martlesham Suffolk IP5 3RF	<b>Directions</b> Sat Nav Postcode: IP5 3RF  Distance from Woodbridge Tennis Club: 4 miles / 10 minutes
<b>Courts</b> Adastral Park has <b>three</b> tennis courts 2x hard courts with floodlights <i>DARK GREEN courts &amp; LIGHT GREEN border</i> 1x hard court without floodlights <i>GREEN court &amp; RED border</i>	<b>Court Layout</b>  
<b>Parking/Facilities</b> Ample car parking outside the clubhouse which has changing/toilet facilities. Players' names need to be emailed to the Adastral Park captain in advance for security passes to be prepared. Visitors need to report to the security gate house – allow additional time!	
	



<b>Bramford Tennis Club</b>	
<b>Address</b> The Playing Fields Acton Road Bramford Suffolk IP8 4HU	<b>Directions</b> Sat Nav Postcode: IP8 4HU  Distance from Woodbridge Tennis Club: 18 miles / 26 minutes
<b>Courts</b> Bramford has <b>three</b> tennis courts 2x hard courts with floodlights 1x hard court without floodlights <i>RED courts &amp; BLUE border</i>	<b>Court Layout</b>  
<b>Parking/Facilities</b> Ample car parking in private playing fields car park. No bespoke tennis pavilion – changing/toilet facilities in bowls/football clubhouse.	
	



<b>Creekers Tennis Club</b>	
<b>Address</b> Martlesham Hall Church Lane Martlesham Suffolk IP12 4PQ	<b>Directions</b> Sat Nav Postcode: IP12 4PQ  Distance from Woodbridge Tennis Club: 3 miles / 10 minutes
<b>Courts</b> Creekers play on <b>private residential</b> courts All hard courts have floodlights <i>DARK GREEN courts &amp; LIGHT BLUE border</i>	<b>Court Layout</b> 
<b>Parking/Facilities</b> Creekers play on private tennis courts at residential properties in the Martlesham area. Typically, teams meet at the above address and pairs travel together to their assigned court.	

<b>David Lloyd</b>	
<b>Address</b> Ransomes Europark The Havens Ipswich Suffolk IP3 9SJ	<b>Directions</b> Sat Nav Postcode: IP3 9SJ  Distance from Woodbridge Tennis Club: 9 miles / 20 minutes
<b>Courts</b> David Lloyd has <b>eleven (11)</b> tennis courts 4x carpet courts – indoor <i>PURPLE courts &amp; BLUE border</i> 2x acrylic courts – indoor <i>PURPLE courts &amp; BLUE border</i> 4x astro courts – in permanent ‘air dome’ <i>GREEN courts &amp; GREEN border</i> 1x astro court – floodlit/outdoor <i>GREEN court &amp; GREEN border</i>	<b>Court Layout</b> 
<b>Parking/Facilities</b> Ample car parking in barrier protected secure car park (Note: barrier code required on exit). Changing/toilet/shower facilities. Bar and restaurant on site.	








<b>East Bergholt Tennis Club</b>	
<b>Address</b> Gandish Road Playing Fields East Bergholt Suffolk CO7 6TP	<b>Directions</b> Sat Nav Postcode: CO7 6TP  Distance from Woodbridge Tennis Club: 20 miles / 30 minutes
<b>Courts</b> East Bergholt has <b>three</b> tennis courts 3x hard courts with floodlights <i>BLUE courts &amp; GREEN border</i>	<b>Court Layout</b> 
<b>Parking/Facilities</b> Ample car parking in playing fields car park. Small tennis clubhouse – no changing/toilet facilities.	
	

<b>Felixstowe Lawn Tennis Club</b>	
<b>Address</b> 37 Bath Road Felixstowe Suffolk IP11 7JN	<b>Directions</b> Sat Nav Postcode: IP11 7JN  Distance from Woodbridge Tennis Club: 13 miles / 20 minutes
<b>Courts</b> Felixstowe has <b>eighteen (18)</b> tennis courts 9x grass courts (summer only) 3x acrylic courts with floodlights <i>DARK GREEN courts &amp; LIGHT GREEN border</i> 3x hard courts with floodlights <i>GREEN courts &amp; RED border</i> 3x astro courts with floodlights <i>GREEN courts &amp; GREEN border</i>	<b>Court Layout</b> 
<b>Parking/Facilities</b> Car parking in private car park adjacent to the acrylic courts. Bespoke tennis pavilion with changing/toilet/bar/kitchen facilities and terrace.	
	



<b>Filby Tennis Academy</b>	
<b>Address</b> Brackenbury Sports Centre High Road Felixstowe IP11 9JF	<b>Directions</b> Sat Nav Postcode: IP11 9JF  Distance from Woodbridge Tennis Club: 13 miles / 20 minutes
<b>Courts</b> Filby Tennis Academy has <b>four</b> tennis courts 4x hard courts with floodlights <i>DARK GREEN courts &amp; LIGHT GREEN border</i>	<b>Court Layout</b> 
<b>Parking/Facilities</b> Ample car parking in Brackenbury Sports Centre car park. Brackenbury Sports Centre has changing/toilet facilities.	
	

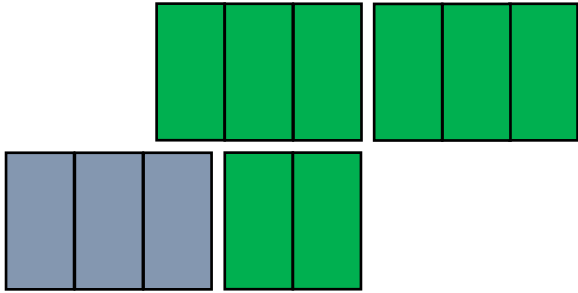

<b>Framlingham Lawn Tennis Club</b>	
<b>Address</b> Badingham Road Framlingham Suffolk IP13 9HS	<b>Directions</b> Sat Nav Postcode: IP13 9HS  Distance from Woodbridge Tennis Club: 15 miles / 30 minutes
<b>Courts</b> Framlingham has <b>three</b> tennis courts 3x hard courts with floodlights <i>GREEN courts &amp; RED border</i>	<b>Court Layout</b> 
<b>Parking/Facilities</b> Ample car parking in private sports club car park adjacent to the tennis courts. Small tennis clubhouse & large adjacent sports club with changing/toilet facilities.	
	



<b>Grundisburgh Tennis Club</b>	
<b>Address</b> Grundisburgh Playing Fields Ipswich Road Grundisburgh Suffolk IP13 6TJ	<b>Directions</b> Sat Nav Postcode: IP13 6TJ  Distance from Woodbridge Tennis Club: 4 miles / 12 minutes
<b>Courts</b> Grundisburgh has <b>three</b> tennis courts 3x hard courts (no floodlights) <i>LIGHT BLUE courts &amp; PALE GREEN border</i>	<b>Court Layout</b> 
<b>Parking/Facilities</b> Ample car parking in playing fields car park. Small tennis clubhouse – no changing/toilet facilities.	
	

<b>Hadleigh Tennis Club</b>	
<b>Address</b> Layham Road Hadleigh Suffolk IP7 5NE	<b>Directions</b> Sat Nav Postcode: IP7 5NE  Distance from Woodbridge Tennis Club: 23 miles / 40 minutes
<b>Courts</b> Hadleigh has <b>three</b> tennis courts 3x hard courts with floodlights <i>DARK GREEN courts &amp; LIGHT GREEN border</i>	<b>Court Layout</b> 
<b>Parking/Facilities</b> Ample car parking in private sports club car park adjacent to the tennis courts. Tennis clubhouse with changing/toilet facilities.	
	





<b>Holbrook Tennis Club</b>	
<b>Address</b> Holbrook Sports Centre Ipswich Road Holbrook IP9 2QX	<b>Directions</b> Sat Nav Postcode: IP9 2QX  Distance from Woodbridge Tennis Club: 16 miles / 30 minutes
<b>Courts</b> Holbrook has <b>four</b> tennis courts 4x hard courts with floodlights <i>GREY courts &amp; GREY border</i>	<b>Court Layout</b> 
<b>Parking/Facilities</b> Ample car parking in private Holbrook Sports Centre car park. Holbrook Sports Centre has changing/toilet facilities.	
	

<b>Ipswich Sports Club</b>	
<b>Address</b> Henley Road Ipswich Suffolk IP1 4NJ	<b>Directions</b> Sat Nav Postcode: IP1 4NJ  Distance from Woodbridge Tennis Club: 9 miles / 20 minutes
<b>Courts</b> Ipswich has <b>eleven (11)</b> tennis courts 3x indoor courts <i>DARK BLUE courts &amp; PALE GREEN border</i> 3x astro courts with floodlights <i>DARK GREEN courts &amp; LIGHT GREEN border</i> 5x hard courts with floodlights <i>DARK GREEN courts &amp; LIGHT GREEN border</i> <i>Indoor winter 'air dome' covers 3 hard courts</i>	<b>Court Layout</b> 
<b>Parking/Facilities</b> Car parking in large Ipswich Sports Club private car park. Ipswich Sports Club has changing/toilet/shower facilities. Bar and restaurant on site.	
	

<b>Kesgrave Tennis Club</b>	
<b>Address</b> Twelve Acre Approach Kesgrave Suffolk IP5 1JF	<b>Directions</b> Sat Nav Postcode: IP5 1JF  Distance from Woodbridge Tennis Club: 5 miles / 13 minutes
<b>Courts</b> Kesgrave has <b>four</b> tennis courts 4x hard courts with floodlights <i>BLUE courts &amp; GREEN border</i>	<b>Court Layout</b> 
<b>Parking/Facilities</b> Ample car parking in private community centre car park. Bespoke tennis pavilion with changing/toilet/kitchen facilities.	
	

<b>Roundwood Tennis Club</b>	
<b>Address</b> Pauls Sports Club Salmet Close Ipswich Suffolk IP2 9BA	<b>Directions</b> Sat Nav Postcode: IP2 9BA  Distance from Woodbridge Tennis Club: 10 miles / 25 minutes
<b>Courts</b> Roundwood has <b>three</b> tennis courts 3x hard courts with floodlights <i>DARK GREEN courts &amp; LIGHT GREEN border</i>	<b>Court Layout</b> 
<b>Parking/Facilities</b> Ample car parking in Pauls Sports Club. Bespoke tennis clubhouse & nearby Pauls Sports Club with changing/toilet/bar facilities.	
	




<b>Saxmundum Tennis Club</b>	
<b>Address</b> Carlton Park Saxmundum Suffolk IP17 1AT	<b>Directions</b> Sat Nav Postcode: IP17 1AT  Distance from Woodbridge Tennis Club: 15 miles / 30 minutes
<b>Courts</b> Saxmundum has <b>three</b> tennis courts 3x hard courts with floodlights <i>ORANGE courts &amp; GREEN border</i>	<b>Court Layout</b> 
<b>Parking/Facilities</b> Ample car parking on grass adjacent to the tennis courts. Tennis clubhouse with changing/toilet facilities.	
	

<b>Sproughton Tennis Club</b>	
<b>Address</b> The Playing Fields Church Lane Sproughton Suffolk IP8 3AX	<b>Directions</b> Sat Nav Postcode: IP8 3AX  Distance from Woodbridge Tennis Club: 15 miles / 22 minutes
<b>Courts</b> Sproughton has <b>three</b> tennis courts 2x hard courts with floodlights 1x hard court without floodlights <i>GREEN courts &amp; RED border</i>	<b>Court Layout</b> 
<b>Parking/Facilities</b> Ample car parking in private playing fields car park. Changing/toilet facilities are available in a wooden building by the car park.	
	


<b>St John's Tennis Club</b>	
<b>Address</b> Westbury Road Ipswich Suffolk IP4 4RH	<b>Directions</b> Sat Nav Postcode: IP4 4RH  Distance from Woodbridge Tennis Club: 7 miles / 20 minutes
<b>Courts</b> St John's has <b>three</b> tennis courts 3x hard courts with floodlights <i>DARK GREEN courts &amp; LIGHT GREEN border</i>	<b>Court Layout</b> 
<b>Parking/Facilities</b> Car parking is available on the club driveway or alternatively on local residential streets. Tennis clubhouse with changing/toilet facilities.	
	

<b>Stowmarket Lawn Tennis Club</b>	
<b>Address</b> Iliffe Way Stowmarket Suffolk IP14 1SL	<b>Directions</b> Sat Nav Postcode: IP14 1SL  Distance from Woodbridge Tennis Club: 28 miles / 40 minutes
<b>Courts</b> Stowmarket has <b>five</b> tennis courts 1x hard court without floodlights <i>GREEN court &amp; RED border</i> 4x hard courts with floodlights <i>DARK GREEN courts &amp; LIGHT GREEN border</i> <i>Indoor winter 'air dome' covers 3 hard courts</i>	<b>Court Layout</b> 
<b>Parking/Facilities</b> Ample car parking in Asda 'Pay & Display' car park – free after 6:00pm. Bespoke tennis pavilion with changing/toilet/kitchen facilities. Practice wall and picnic area.	
	

<b>Woodbridge Tennis Club</b>	
<b>Address</b> The Avenue Kingston Playing Fields Woodbridge Suffolk IP12 4BA	<b>Directions</b> Sat Nav Postcode: IP12 4BA  All matches start at 7:00pm
<b>Courts</b> Woodbridge has <b>six</b> tennis courts 6x hard courts with floodlights <i>DARK GREEN courts &amp; LIGHT GREEN border</i>	<b>Court Layout</b> 

**Parking/Facilities**  
 Ample car parking in 'The Avenue' council car park – free after 6:00pm.  
 Recently refurbished tennis pavilion with changing facilities, toilets and Pavilion Café.




<b>Woolpit Tennis Club</b>	
<b>Address</b> Rectory Lane Woolpit Bury St Edmunds Suffolk IP30 9QP	<b>Directions</b> Sat Nav Postcode: IP30 9QP  Distance from Woodbridge Tennis Club: 33 miles / 45 minutes
<b>Courts</b> Woolpit has <b>four</b> tennis courts 4x hard courts with floodlights <i>GREEN courts &amp; RED border</i>	<b>Court Layout</b> 

**Parking/Facilities**  
 Ample car parking at the end of a small lane past St. Mary's Church, Woolpit.  
 Small tennis clubhouse with changing/toilet facilities.





<b>Worham Lawn Tennis Club</b>	
<b>Address</b> Long Green Worham Suffolk IP22 1PT	<b>Directions</b> Sat Nav Postcode: IP22 1PT  Distance from Woodbridge Tennis Club: 30 miles / 60 minutes
<b>Courts</b> Worham has <b>four</b> tennis courts 4x hard courts with floodlights <i>DARK GREEN courts &amp; LIGHT GREEN border</i>	<b>Court Layout</b> 
<b>Parking/Facilities</b> Ample car parking in private community centre car park. Small tennis clubhouse & adjacent community centre with changing/toilet/kitchen facilities.	
	

<b>YM Tennis Club</b>	
<b>Address</b> Copleston Centre Foxhall Road Entrance Ipswich Suffolk IP3 8LR	<b>Directions</b> Sat Nav Postcode: IP3 8LR  Distance from Woodbridge Tennis Club: 8 miles / 20 minutes
<b>Courts</b> YM has <b>four</b> tennis courts 4x astro carpet courts with floodlights <i>GREEN courts &amp; ORANGE border</i>	<b>Court Layout</b> 
<b>Parking/Facilities</b> Ample car parking in private Copleston Centre car park. Small tennis clubhouse & Copleston Centre with changing/toilet/bar facilities.	
